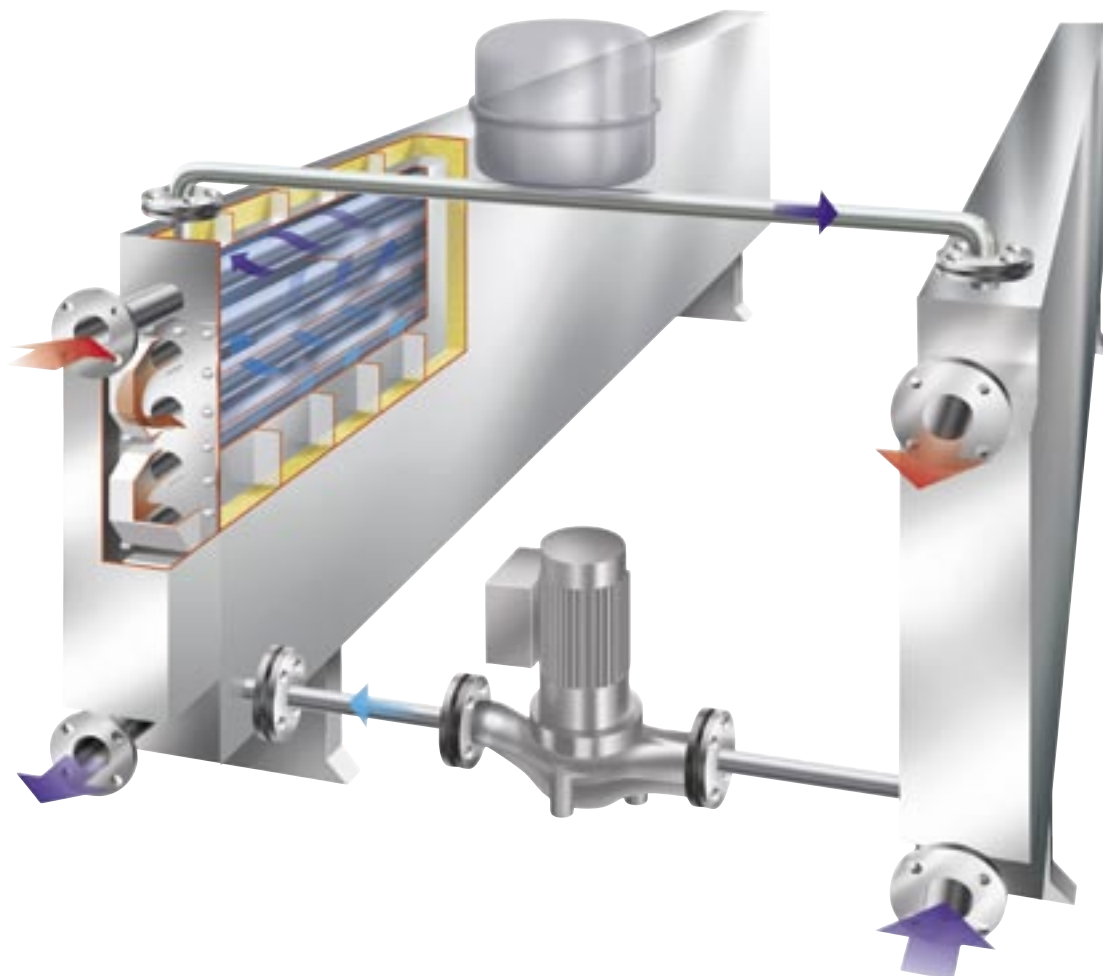


HEAT EXCHANGER UNIT SLUDGE/SLUDGE



Heat exchanger units sludge/sludge from Läckeby Products are a further development of the heat exchanger sludge/water. The unit, which combines innovative thinking with 40 years' of experience in this sector, has been developed for the special requirements set for heat recovery from hygenisated or digested sludge. This unique patented design provides a compact unit with minimal maintenance requirements.

Function

The heat exchanger unit sludge/sludge consists of two heat exchangers sludge/water connected by a closed water circuit. This creates a compact unit that is simple to install and minimises installation volume. The closed water circuit between the heat exchangers eliminates the risk of digested or hygenisated sludge being contaminated by raw sludge. Circular sludge channels deliver a large throughput area, which means low pressure loss and a minimised risk of clogging. Inspection, disassembly and maintenance are made easier because the patented turning chambers are mounted on a common flange. The turning chambers also provide higher temperature transfer by equalising the sludge's temperature profile. Based on a modular principle and patented turning chambers, the compact design delivers low running costs. This makes the heat exchanger unit from Läckeby Products a good investment.

Technical features

- Unique design specifically for sludge
- Patented turning chamber
- Compact unit that is easy to install
- Simple inspection and maintenance
- High heat transfer
- Large throughput area
- Closed water circuit between two separate heat exchangers

Process benefits

- Enhances efficiency of digestion and hygenisation
- Equalises the sludge's temperature profile
- Makes maintenance easier and eliminates problems with multiple flanges and loose connections
- Minimises installation volume
- Reduces pressure losses
- Minimises risk of clogging
- Eliminates risk of sludge contamination

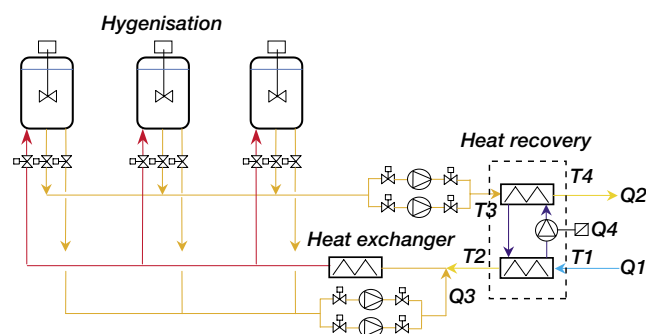
Design

The heat exchanger unit sludge/sludge is a compact design with circular sludge channels surrounded by rectangular water circuits. Based on a modular principle and patented turning chamber, the heat exchanger unit can be adapted to the unique conditions of each plant.

As standard, the heat exchanger unit sludge/sludge is manufactured in stainless steel. The water circuit with pipes, pump and pressure vessel is not normally included in deliveries from Läckeby Products.

Temperature and flow examples

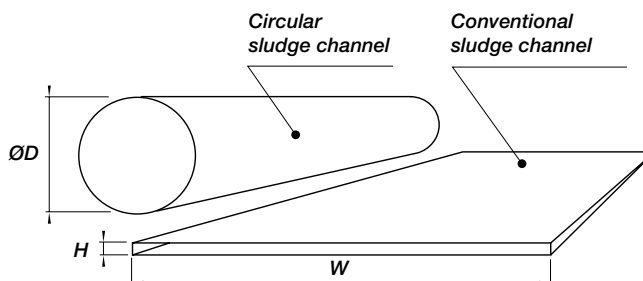
	Example 1	Example 2	Example 3
T1	10 °C	12 °C	10 °C
T2	42 °C	43 °C	41 °C
T3	70 °C	70 °C	70 °C
T4	38 °C	38 °C	38 °C
Q1	5 m ³ /h	5 m ³ /h	7 m ³ /h
Q2	5 m ³ /h	5 m ³ /h	7 m ³ /h
Q3	30 m ³ /h	30 m ³ /h	30 m ³ /h
Q4	12 m ³ /h	7.5 m ³ /h	15 m ³ /h



Due to the variable water flow (Q4), the temperature of the digestion chamber (T4) after the hygienisation process can be kept constant, regardless of the inlet temperature (T1) and sludge flow rates (Q1) and (Q2).



Two heat exchanger units sludge/sludge installed at Vimmerby wastewater treatment works in Sweden.



References

Since the 1990,s, Läckeby Products has supplied over 200 heat exchanger sludge/water and heat exchanger units sludge/sludge to municipal and industrial plants worldwide.

Läckeby Products develops, designs and manufactures heat exchangers. Coordinated expertise and production ensures high quality service and delivery. Läckeby products can also participate in the planning stage and take on responsibility for everything from dimensioning to installation. Through our involvement at the planning stage, we can offer a total process guarantee.

LÄCKEBY PRODUCTS

Läckeby Mosekrogsvägen 2, SE 380 31 Läckeby, Sweden
Phone +46 480-381 00
Fax +46 480-606 63

Kungälv Bultgatan 28, SE 442 40 Kungälv, Sweden
Phone +46 303-24 64 80
Fax +46 303-928 90

www.lackebyproducts.com